

HANDCRAFTED  
100% IN  
SPAIN

**HURTADO®**

**PRODUCT CARE**

*Updated as of May 29, 2025*

## HOW TO CARE FOR YOUR HURTADO FURNITURE



Each piece of HURTADO furniture is crafted from natural materials, meaning no two items are exactly alike. Variations in color, grain and markings are normal, and part of the beauty of fine wood.

### GENERAL RECOMMENDATIONS

- **Avoid direct sunlight.** Prolonged exposure can bleach or discolor wood. Dark finishes may lighten, and lighter ones may darken.
- **Protect from heat and dryness.** Don't place furniture near heat registers, radiators, or air conditioners. In dry environments or during winter, low humidity may cause veneers to crack or joints to loosen.
- **Use protective pads.** Plastic or rubber items (such as the feet of electronics, vinyl binders, placemats, etc.) can contain agents that soften or stain lacquer

# HURTADO®

finishes. Place felt pads underneath. Be cautious with pre-glued felt pads — some adhesives contain chemicals that can damage the finish.


- **Lift objects instead of sliding them.** Items like glasses, bookends, flowerpots, and hot dishes should always be placed on cloth or felt protectors to avoid surface damage.
- **Rearrange accessories** occasionally to prevent spot bleaching from sunlight.

---

Treat your furniture with care and attention — it's made to be enjoyed for generations.


---

## WOOD FINISHES




- Dust regularly using a non-abrasive electrostatic duster or a slightly damp chamois leather cloth.
- For greasy stains, use a non-abrasive liquid window cleaner.
- Wipe in the direction of the wood grain, then buff with a soft, dry cloth.
- Avoid: silicone waxes, lemon oils, or any oily polishes, as they may harm the finish.

## MARBLE



- Marble is porous and will stain if left unprotected.
- Clean with mild detergent and warm water. Rinse and dry thoroughly with a soft cloth to remove all residue.
- For more stubborn stains, repeat cleaning using white vinegar.
- Apply non-yellowing paste wax regularly to polish and protect the surface.
- Always use coasters to prevent rings from drinks or liquids.
- Avoid abrasive cleaners. Wipe up food or liquid spills immediately with a soft, damp cloth.

## LEATHER



- Leather is a natural material with variations of color shade, configuration, streaks and grain structure.
- Dust regularly with a soft, dry or slightly damp cloth.
- Avoid cleaners such as saddle soap or harsh chemicals.
- Surfaces with lacquered coating (e.g., leather desk or tabletops) may be lightly waxed.
- Suede surfaces should be brushed only with a dry, stiff brush — never cleaned with water or standard leather cleaners.
- Always avoid liquid spills on suede and wipe leather surfaces gently without soaking.

## UPHOLSTERY FABRIC



- Vacuum fabric upholstery regularly. For down-filled cushions, use a brush instead.
- Rotate cushions regularly to help maintain shape and wear evenly.
- For deep cleaning, always consult a professional upholstery cleaning service.
- Do not use tumble-dry methods — they may damage or shrink the fabric.
- Be aware that all fabrics may fade with time and exposure. The lifespan of the fabric depends on use and care.

---

Enjoy your HURTADO furniture.  
Crafted to last, designed to inspire.

---

Email us at [hurtado@hurtado.eu](mailto:hurtado@hurtado.eu) for any concerns or suggestions.